

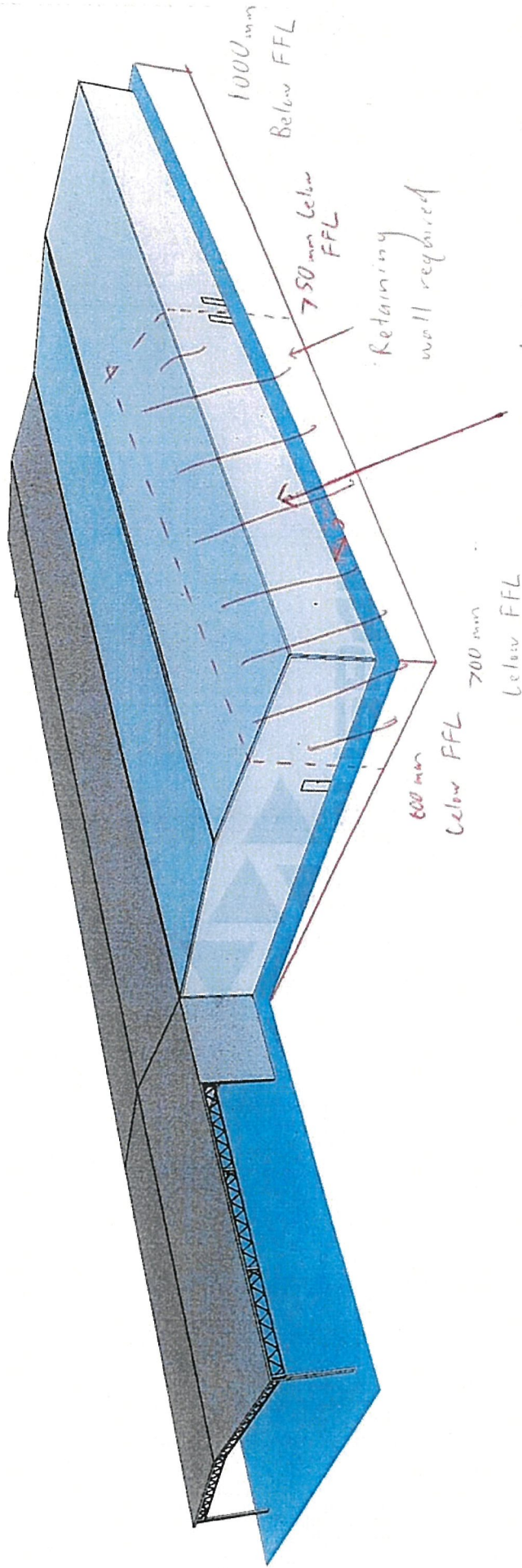
20/12/2024

1:7800

This plan is intended for internal Shire of Manjimup use only. It is not to be used as a site plan for planning, building or environmental health applications.

37-39 Rose St  
 PO Box 1  
 MANJIMUP WA 6258  
<http://www.manjimup.wa.gov.au/>  
 P: (08) 9771 7777  
 E: info@manjimup.wa.gov.au





Additional to previously approved design

DRAWING NUMBER  
**A202**  
 REVISION  
 4

DRAWING TITLE  
 A202  
 PROJECT STAGE  
 3D CONCEPT DRAWINGS  
 PAPER SIZE  
 A3


DATE MODIFIED  
 December 6, 2024  
 PROJECT NO.  
 8243(4)  
 DRAWN  
 DI  
 CHECKED  
 DI

PROJECT NAME  
 STORAGE FACILITY  
 CLIENT  
 DEAN BENNISON  
 PROJECT ADDRESS  
 40 Ralston Rd, Ringbark WA 6258

COPYRIGHT  
 COPYRIGHT REMAINS THE PROPERTY OF AUSPAN GROUP  
 WRITTEN DIMENSIONS TAKE PRECEDENCE OVER SCALED  
 DIMENSIONS. ALL DIMENSIONS ARE TO FACE UNLESS  
 STATED OTHERWISE. THIS DRAWING IS FOR INFORMATION  
 SITE AND REPORT DISCREPANCIES TO AUSPAN GROUP PRIOR TO  
 COMMENCEMENT OF WORK.  
 THESE PLANS, DESIGNS AND INTELLECTUAL CONTENT SHALL  
 BE THE PROPERTY OF AUSPAN GROUP AND SHALL NOT BE  
 GIVEN, LENT, REPRODUCED, COPIED OR OTHERWISE  
 WITHOUT THE PERMISSION IN WRITING FROM THE DIRECTOR.  
 MEASUREMENTS SHOWN ON THIS DRAWING ARE SUBJECT TO  
 CHANGE DURING THE ENGINEERING PROCESS.

**AUSPAN**  
 COMMERCIAL





**AUSPAN**  
COMMERCIAL

COPYRIGHT  
COPYRIGHT REMAINS THE PROPERTY OF AUSPAN GROUP. ALL RIGHTS RESERVED. CONTRACTORS SHALL VERIFY ALL DIMENSIONS ON SITE AND REPORT ANY DISCREPANCIES TO AUSPAN GROUP PRIOR TO COMMENCEMENT OF WORK.  
THESE PLANS, DESIGNS AND INTELLECTUAL CONTENT SHALL REMAIN THE PROPERTY OF AUSPAN GROUP AND MUST NOT BE REPRODUCED, COPIED, REPRODUCED, OR OTHERWISE USED WITHOUT THE WRITTEN PERMISSION OF THE DIRECTOR. MEASUREMENTS SHOWN ON THIS DRAWING ARE SUBJECT TO CHANGE DURING THE ENGINEERING PROCESS.

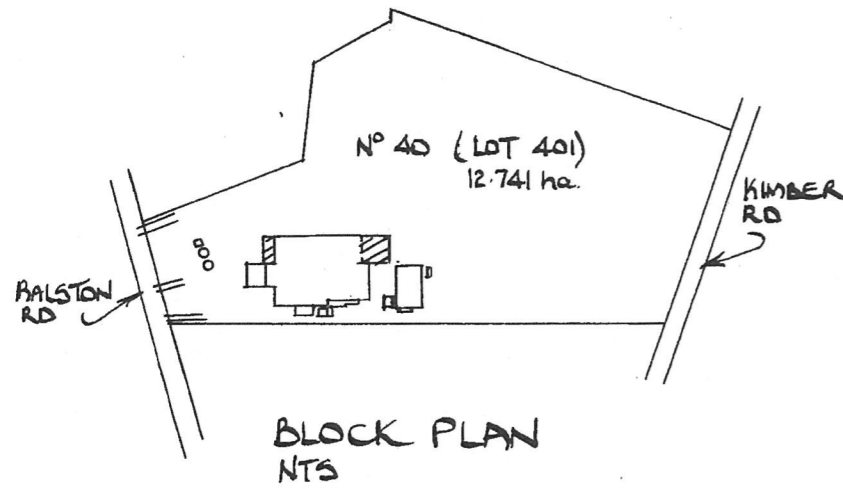
**PROJECT NAME**  
STORAGE FACILITY  
**CLIENT**  
DEAN BENNISON  
**PROJECT ADDRESS**  
40 Ralston Rd, Ringbark WA 6258

**DATE MODIFIED**  
December 6, 2024  
**PROJECT NO.**  
8243(4)  
**DRAWN**  
DI  
**CHECKED**  
DI

**DRAWING TITLE**  
A104  
**PROJECT STAGE**  
3D CONCEPT DRAWINGS  
**PAPER SIZE**  
A3

**DRAWING NUMBER**  
**A104**  
**REVISION**  
4





**NOTES**

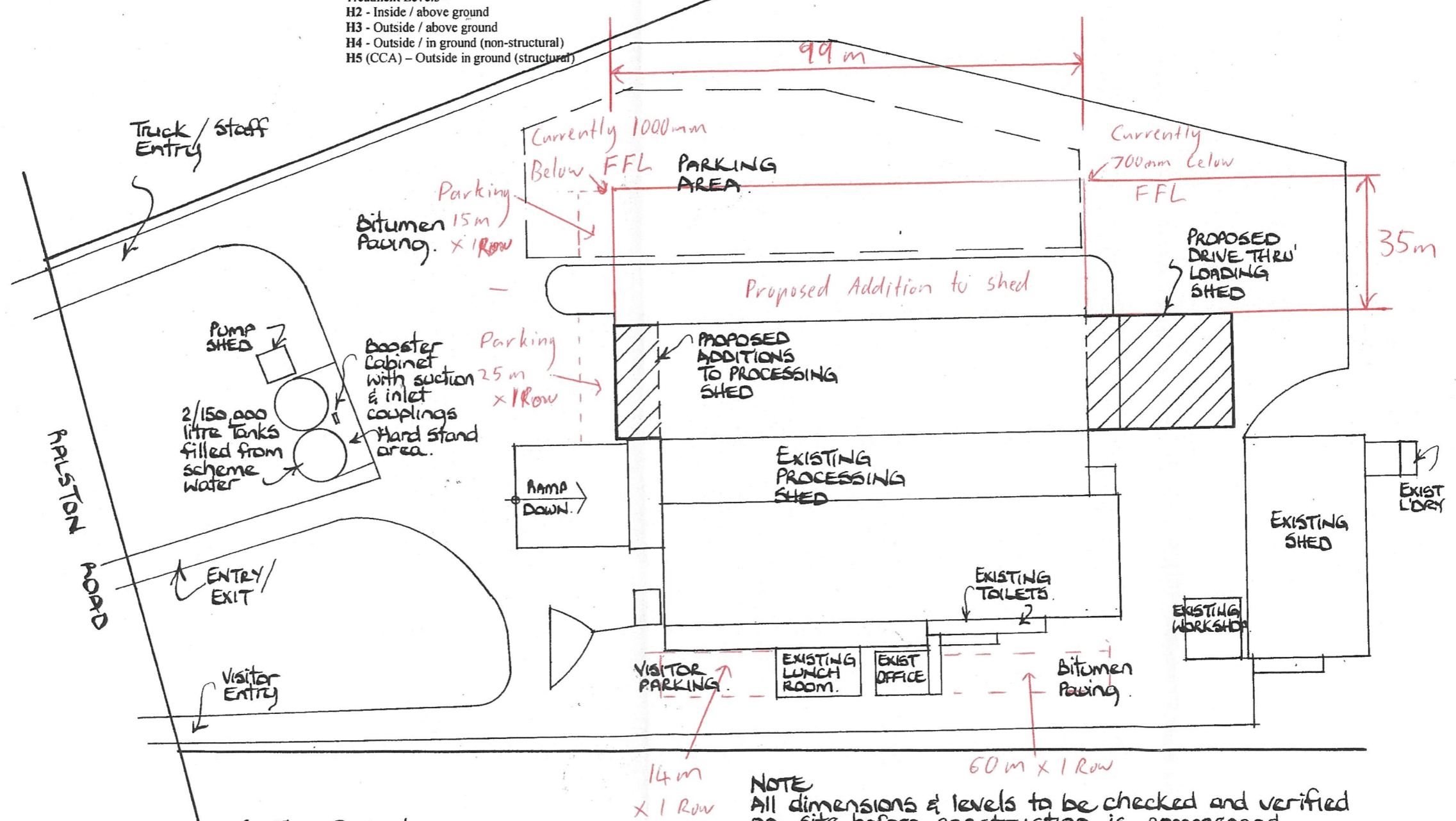
All dimensions and levels to be checked and verified on the job before construction is commenced.  
 All elements of the building shall comply with the National Construction Code (NCC) / Building Code of Australia (BCA) and all standards referred to there-in together with  
 AS 1684 – Residential Timber Framed Construction,  
 AS 3600 – Concrete Structures  
 AS 3623 – Domestic Metal Framing,  
 AS 4100 – Steel Structures  
 AS 4600 – Cold Formed Steel Structures  
 and all relevant authorities.  
 All electrical work to be as directed and to Western Power regulations. (S) Smoke Detector / Alarm to be connected to main electrical circuit.  
 Emergency escape lighting and Exit signs to be in accordance with AS 2293 -2005. (E/L) Emergency Lighting and (EXIT) Illuminated Exit Sign.  
 Portable Fire Extinguishers and Fire Blankets to be selected and located in accordance with AS 2444 - 2001.  
 Allow for all flashings to render the job weathertight on completion.  
 All timber framing, fixing, tie down and bracing to be in accordance with AS 1684.2 an AS 1684.4 and AS 1720.  
 Provide approved termite treatment / barrier in accordance with AS 3660.1. Minimum requirement - chemical spray barrier. All primary building elements are to be constructed of Termite-Resistant Materials.  
 All timber to be F8 Jarrah or Pine treated to prevent decay and damage from subterranean termites.  
 Treatment Levels –  
 H2 - Inside / above ground  
 H3 - Outside / above ground  
 H4 - Outside / in ground (non-structural)  
 H5 (CCA) – Outside in ground (structural)

**Notes – Generally**

- 1 All Brickwork shall be in accordance with NCC / BCA and AS 3700, AS 4773 Part 1 & 2.
- 2 All Roofing and Wall Cladding to be designed and installed in accordance with NCC / BCA and AS 1562 and to manufacturers specifications.  
Provide flashings at openings.
- 3 Particleboard flooring to be installed in accordance with AS 1860
- 4 All Glazing shall comply with NCC / BCA , AS 2047 and AS 1288
- 5 All Electrical work to be as directed and in accordance with Western Power regulations.  
Emergency escape lighting and Exit signs to be in accordance with AS 2293.  
Thermal insulation shall be provided and installed in accordance with BCA and as indicated on the drawings  
Roof - where possible and to all new work -Anticon R1.3 or better  
Walls - Selected Insulation  
Provide Thermal Break to external steel roof and wall framing.
- 6 Concrete to comply with AS 3600:2009 – Concrete structures.  
Concrete in footings to be N20/20/20 or above. Concrete in floor to be N32/20/20
- 7 Structural steel to comply with AS 4100:1998 – Steel Structures.  
Structural steel to be pre-prime or thoroughly cleaned to remove all mill scale and loose rust and painted with an approved rust inhibiting primer.
- 8 Fire rated construction to comply with the requirements of BCA.

**NORTH**

**BLOCK PLAN NTS**



**SITE PLAN Scale 1:1000**

**NOTE**  
 All dimensions & levels to be checked and verified on site before construction is commenced and materials are ordered.

Scale (A3) 1:1000; NTS	Date 7-7-2024	Drawn L.M. WHITNEY PH 0417948426
PROCESSING SHEDS, WORKSHOP, OFFICE & SITE WORKS THE AVOCADO COLLECTIVE 40 (LOT 401) BALSTON RD, RINGBARK. MANJIMUP		
Dog No		1 of 3





**AUSPAN**  
COMMERCIAL

**COPYRIGHT**  
COPYRIGHT REMAINS THE PROPERTY OF AUSPAN GROUP.  
WRITTEN DIMENSIONS TAKE PRECEDENCE OVER SCALED  
DIMENSIONS. CONTRACTORS SHALL VERIFY ALL DIMENSIONS ON  
SITE AND REPORT DISCREPANCIES TO AUSPAN GROUP PRIOR TO  
COMMENCEMENT OF WORK.

THESE PLANS, DESIGNS AND INTELLECTUAL CONTENT SHALL  
REMAIN THE PROPERTY OF AUSPAN GROUP AND MUST NOT BE  
GIVEN, LENT, RESOLD, HIRED OUT OR OTHERWISE COPIED  
WITHOUT THE PERMISSION IN WRITING FROM THE DIRECTOR.

MEASUREMENTS SHOWN ON THIS DRAWING ARE SUBJECT TO  
CHANGE DURING THE ENGINEERING PROCESS.

PROJECT NAME  
STORAGE FACILITY

CLIENT  
DEAN BENNISON

PROJECT ADDRESS  
40 Ralston Rd, Ringbark WA 6258

DATE MODIFIED  
December 6, 2024

PROJECT NO.  
8243(4)

DRAWN  
DI

CHECKED  
DI

DRAWING TITLE  
A101

PROJECT STAGE  
3D CONCEPT DRAWINGS


PAPER SIZE  
A3

DRAWING NUMBER

**A101**

REVISION  
4





AUSPAN

**AUSPAN**  
COMMERCIAL

**COPYRIGHT**  
COPYRIGHT REMAINS THE PROPERTY OF AUSPAN GROUP. WRITTEN DIMENSIONS TAKE PRECEDENCE OVER SCALED DIMENSIONS. CONTRACTORS SHALL VERIFY ALL DIMENSIONS ON SITE AND REPORT DISCREPANCIES TO AUSPAN GROUP PRIOR TO COMMENCEMENT OF WORK.

THESE PLANS, DESIGNS AND INTELLECTUAL CONTENT SHALL REMAIN THE PROPERTY OF AUSPAN GROUP AND MUST NOT BE GIVEN, LENT, RESOLD, HIRED OUT OR OTHERWISE COPIED WITHOUT THE PERMISSION IN WRITING FROM THE DIRECTOR.

MEASUREMENTS SHOWN ON THIS DRAWING ARE SUBJECT TO CHANGE DURING THE ENGINEERING PROCESS.



PROJECT NAME  
STORAGE FACILITY

CLIENT  
DEAN BENNISON

PROJECT ADDRESS  
40 Ralston Rd, Ringbark WA 6258

DATE MODIFIED  
December 6, 2024

PROJECT NO.  
8243(4)

DRAWN  
DI

CHECKED  
DI

DRAWING TITLE  
A104

PROJECT STAGE  
3D CONCEPT DRAWINGS

PAPER SIZE  
A3

DRAWING NUMBER

**A104**

REVISION  
4



